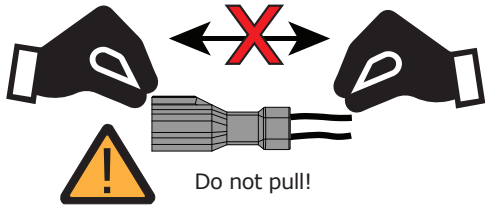
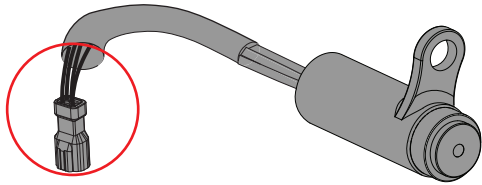


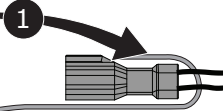
Modeswitch Mounting Precautions



Don't pull the modeswitch connector during installation



Tip: Use a bent wire to guide the connector through handlebars and narrow spaces

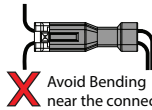
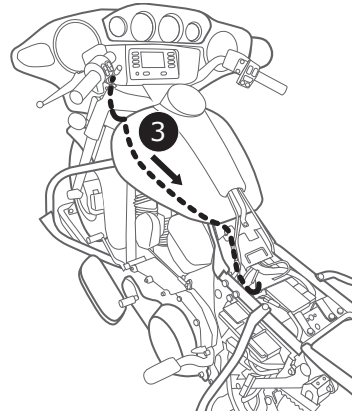


Use tape to attach wire to connector

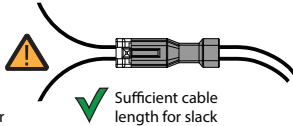
2



3



Avoid Bending near the connector



Sufficient cable length for slack