



SN. . . . .

# Dr. Jekyll & Mr. Hyde<sup>®</sup>

## THE EXHAUST

MANUAL : HARLEY-DAVIDSON<sup>®</sup> | EASYMOUNT | SMARTBOX 2

### NEW IN THIS MANUAL:

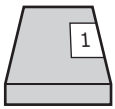
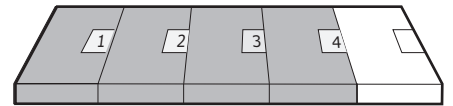
- SMARTBOX 2
- EXHAUST MOUNTING
- SERVO POSITIONS



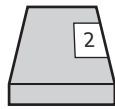
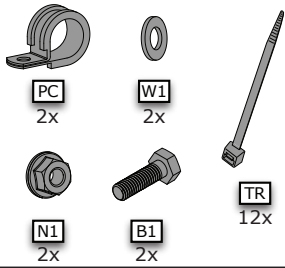
Sportster V-Strike 2017->

1

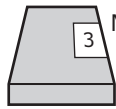
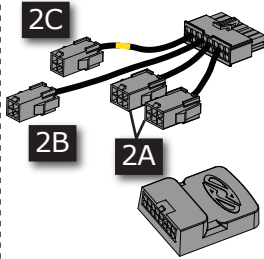
# Sportster 2017-> Easymount Smartbox 2



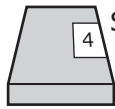
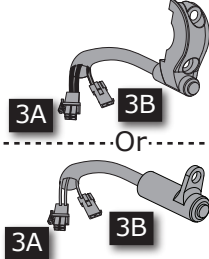
Assembly Kit



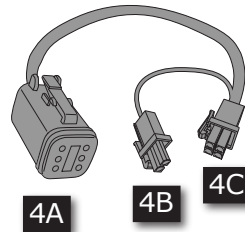
Smartbox 2



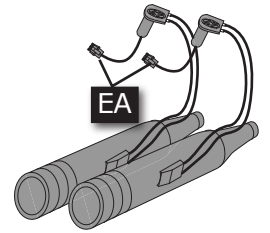
Mode Switch for Smartbox



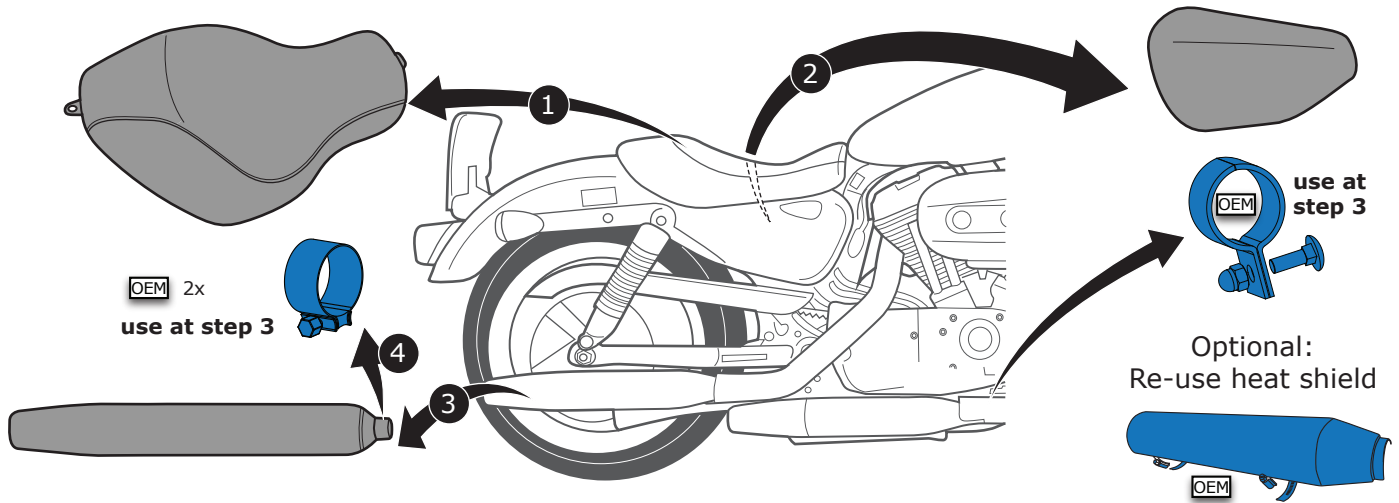
Smartbox Control Cable



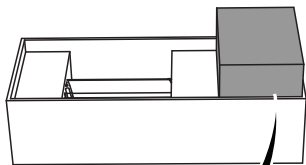
Exhaust/Cable /Servo System



2



3



Items required

To mount the exhaust use the mountingset + manual

